



# PACKAGE AND LOADING GUIDE




# CONTENTS

.....	3
.....	3
.....	4
.....	4
.....	5
.....	5
.....	6
.....	7
.....	8

**EnergyShield®**  
Continuous Wall Insulation

**EnergyShield® NH**  
Continuous Wall Insulation


NOMINAL THICKNESS	R-VALUE <sup>1,2</sup>	RSI	PIECES PER PACKAGE	PIECES PER TRUCKLOAD 4'x8'	SQUARE FT. PER PACKAGE 4'x8'	SQUARE FT. PER TRUCKLOAD 4'x8'	PIECES PER TRUCKLOAD 4'x9'	SQUARE FT. PER PACKAGE 4'x9'	SQUARE FT. PER TRUCKLOAD 4'x9'	WEIGHT (LB/SF)
0.5"	3.3	0.58	44	2,112	1,408	67,584	1,760	1,584	63,360	0.120
0.75"	5.0	0.88	30	1,440	960	46,080	1,200	1,080	43,200	0.152
1.0"	6.5	1.14	23	1,104	736	35,328	920	828	33,120	0.186
1.5"	9.8	1.73	31	744	992	23,808	620	1,116	22,320	0.263
1.6"	10.5	1.85	29	696	928	22,272	580	1,044	20,880	0.279
2.0"	13.1	2.31	23	552	736	17,664	460	828	16,560	0.340
2.5"	16.0	2.82	19	456	608	14,592	380	684	13,680	0.407
3.0"	19.7	3.47	15	360	480	11,520	300	540	10,800	0.493
3.5"	22.2	3.91	13	312	416	9,984	260	468	9,360	0.551
4.0"	26.0	4.58	11	264	352	8,448	220	396	7,920	0.639



**EnergyShield® CGF**  
Continuous Wall Insulation

**EnergyShield® CGF NH**  
Continuous Wall Insulation

NOMINAL THICKNESS	R-VALUE <sup>1,2</sup>	RSI	PIECES PER PACKAGE	PIECES PER TRUCKLOAD 4'x8'	SQUARE FT. PER PACKAGE 4'x8'	SQUARE FT. PER TRUCKLOAD 4'x8'	PIECES PER TRUCKLOAD 4'x9'	SQUARE FT. PER PACKAGE 4'x9'	SQUARE FT. PER TRUCKLOAD 4'x9'	WEIGHT (LB/SF)
0.5"	3.0	0.53	45	2,160	1,440	69,120	1,800	1,620	64,800	0.2552
0.75"	4.5	0.79	31	1,488	992	47,616	1,240	1,116	44,640	0.2852
1.0"	6.0	1.06	23	1,104	736	35,328	920	828	33,120	0.3214
1.5"	9.0	1.59	31	744	992	23,808	620	1,116	22,320	0.4014
1.7"	10.2	1.8	28	672	896	21,504	560	1,008	20,160	0.4326
2.0"	12.1	2.13	23	552	736	17,664	460	828	16,560	0.4794
2.5"	15.3	2.69	18	432	576	13,824	360	648	12,960	0.5604
3.0"	18.5	3.26	15	360	480	11,520	300	540	10,800	0.6399
3.5"	21.7	3.82	13	312	416	9,984	260	468	9,360	0.7194
4.0"	25.0	4.40	11	264	352	8,448	220	396	7,920	0.8034



**GENERAL INFORMATION**

- EnergyShield and EnergyShield CGF products that are 1" and under are shipped in 24" high packages and are loaded 48 packages per load.
- EnergyShield and EnergyShield CGF products that are over 1" are shipped in 48" high packages and are loaded 24 packages per load.
- Truckload quantities vary when lengths are mixed.
- Standard 48' Truck.
- Minimum order quantities and extended lead times may apply.

<sup>1</sup> Conditioned thermal values were determined by ASTM Test Method C 518 at 75° mean temperature. Test specimens were conditioned in accordance with procedures outlined in ASTM C1289, Section 11.1.2.1.


<sup>2</sup> "R" means resistance to heat flow. The higher the R-value, the greater the insulating power.



# EnergyShield<sup>®</sup> XR

Continuous Insulation


NOMINAL THICKNESS	R-VALUE <sup>1,2</sup>	RSI	PIECES PER PACKAGE 4' x 8'	PIECES PER TRUCKLOAD 4' x 8'	SQUARE FT. PER PACKAGE 4' x 8'	SQUARE FT. PER TRUCKLOAD 4' x 8'	WEIGHT (LB/SF)
1.55"	10.1	1.78	30	720	960	23,040	0.2906
2.0"	13.1	2.31	23	552	736	17,664	0.3498
2.40"	15.4	2.71	19	456	608	14,592	0.4128
3.0"	19.7	3.47	15	360	480	11,520	0.5073



# EnergyShield<sup>®</sup> PanelCast<sup>™</sup>

Continuous Concrete Insulation

NOMINAL THICKNESS	R-VALUE <sup>1,2</sup>	RSI	PIECES PER PACKAGE	PIECES PER TRUCKLOAD 4' x 8'	SQUARE FT. PER PACKAGE 4' x 8'	SQUARE FT. PER TRUCKLOAD 4' x 8'	PIECES PER TRUCKLOAD 4' x 9'	SQUARE FT. PER PACKAGE 4' x 9'	SQUARE FT. PER TRUCKLOAD 4' x 9'	WEIGHT (LB/SF)
0.5"	3.0	0.53	86	2,064	2,752	66,048	1,720	3,096	61,920	0.2564
0.75"	4.5	0.79	58	1,392	1,856	44,544	1,160	2,088	41,760	0.2852
1.0"	6.0	1.06	48	1,152	1,536	36,864	960	1,728	34,560	0.3214
1.5"	9.0	1.58	31	744	992	23,808	620	1,116	22,320	0.4014
2.0"	12.1	2.13	23	552	736	17,664	460	828	16,560	0.4794
2.5"	15.3	2.69	18	432	576	13,824	360	648	12,960	0.5604
3.0"	18.5	3.26	15	360	480	11,520	300	540	10,800	0.6399
3.5"	21.7	3.82	13	312	416	9,984	260	468	9,360	0.7194
4.0"	25.0	4.40	11	264	352	8,448	220	396	7,920	0.8034



## GENERAL INFORMATION

- EnergyShield XR is prescored at 16" and 24" on center.
- EnergyShield XR and EnergyShield PanelCast products are shipped in 48" high packages and are loaded 24 packages per load.
- Truckload quantities vary when lengths are mixed.
- Standard 48' Truck.
- Minimum order quantities and extended lead times may apply.

<sup>1</sup> Conditioned thermal values were determined by ASTM Test Method C 518 at 75° mean temperature. Test specimens were conditioned in accordance with procedures outlined in ASTM C1289, Section 11.1.2.1.

<sup>2</sup> "R" means resistance to heat flow. The higher the R-value, the greater the insulating power.



# EnergyShield® Pro

Continuous Wall Insulation

NOMINAL THICKNESS	R-VALUE <sup>1,2</sup>	RSI	PIECES PER PACKAGE	PIECES PER TRUCKLOAD 4' x 8'	SQUARE FT. PER PACKAGE 4' x 8'	SQUARE FT. PER TRUCKLOAD 4' x 8'	PIECES PER TRUCKLOAD 4' x 9'	SQUARE FT. PER PACKAGE 4' x 9'	SQUARE FT. PER TRUCKLOAD 4' x 9'	WEIGHT (LB/SF)
0.5"	3.3	0.58	86	2,064	2,752	66,048	1,720	3,096	61,920	0.1702
0.75"	5.0	0.88	58	1,392	1,856	44,544	1,160	2,088	41,760	0.2224
1.0"	6.5	1.14	45	1,080	1,440	34,560	900	1,620	32,400	0.2802
1.2"	7.5	1.32	39	936	1,248	29,952	780	1,404	28,080	0.3298
1.5"	9.8	1.73	30	720	960	23,040	600	1,080	21,600	0.4042
1.6"	10.5	1.85	27	648	864	20,736	540	972	19,440	0.4290
2.0"	13.1	2.31	22	528	704	16,896	440	792	15,840	0.5282
2.5"	16.0	2.82	18	432	576	13,824	360	648	12,960	0.6522
3.0"	19.7	3.47	15	360	480	11,520	300	540	10,800	0.7762
3.5"	22.2	3.91	13	312	416	9,984	260	468	9,360	0.9002
4.0"	26.0	4.58	11	264	352	8,448	220	396	7,920	1.0242



# EnergyShield® CGF Pro

Continuous Wall Insulation

NOMINAL THICKNESS	R-VALUE <sup>1,2</sup>	RSI	PIECES PER PACKAGE	PIECES PER TRUCKLOAD 4' x 8'	SQUARE FT. PER PACKAGE 4' x 8'	SQUARE FT. PER TRUCKLOAD 4' x 8'	PIECES PER TRUCKLOAD 4' x 9'	SQUARE FT. PER PACKAGE 4' x 9'	SQUARE FT. PER TRUCKLOAD 4' x 9'	WEIGHT (LB/SF)
0.5"	3.0	0.53	86	2,064	2,752	66,048	1,720	3,096	61,920	0.2799
0.75"	4.5	0.79	58	1,392	1,856	44,544	1,160	2,088	41,760	0.319
1.0"	6.0	1.06	45	1,080	1,440	34,560	900	1,620	32,400	0.3624
1.5"	9.0	1.59	30	720	960	23,040	600	1,080	21,600	0.4554
2.0"	12.1	2.13	22	528	704	16,896	440	792	15,840	0.5484
2.5"	15.3	2.69	18	432	576	13,824	360	648	12,960	0.6414
3.0"	18.5	3.26	15	360	480	11,520	300	540	10,800	0.7344
3.5"	21.7	3.82	13	312	416	9,984	260	468	9,360	0.8274
4.0"	25.0	4.40	11	264	352	8,448	220	396	7,920	0.9204



## GENERAL INFORMATION

- EnergyShield Pro products are shipped in 48" high packages and are loaded 24 packages per load.
- EnergyShield CGF Pro products are shipped in 48" high packages and are loaded 24 packages per load.
- Truckload quantities vary when lengths are mixed.
- Standard 48' Truck.
- Minimum order quantities and extended lead times may apply.

<sup>1</sup> Conditioned thermal values were determined by ASTM Test Method C 518 at 75° mean temperature. Test specimens were conditioned in accordance with procedures outlined in ASTM C1289, Section 11.1.2.1.

<sup>2</sup> "R" means resistance to heat flow. The higher the R-value, the greater the insulating power.

# EnergyShield® Ply Pro

Continuous Wall Insulation

5/8" Fire Treated Plywood Composite

FOAM THICKNESS	FOAM R-VALUE <sup>1,2</sup>	COMPOSITE PANEL THICKNESS	COMPOSITE R-VALUE <sup>3</sup>	RSI	PIECES PER PACKAGE	PIECES PER TRUCKLOAD 4' x 8'	SQUARE FT. PER PACKAGE 4' x 8'	SQUARE FT. PER TRUCKLOAD 4' x 8'	WEIGHT (LB/SF)
1.0"	6.0	1.625"	6.8	1.20	29	696	928	22,272	2.5812
1.5"	9.0	2.125"	9.8	1.73	22	528	704	16,896	2.6742
2.0"	12.1	2.625"	12.9	2.27	17	408	544	13,056	2.7341
2.5"	15.3	3.125"	16.1	2.84	15	360	480	11,520	2.8602
3.0"	18.5	3.625"	19.3	3.40	13	312	416	9,984	2.9532
3.5"	21.7	4.125"	22.5	3.96	10	240	320	7,680	3.0462
4.0"	25.0	4.625"	25.8	4.54	9	216	288	6,912	3.1392



# EnergyShield® Ply Pro

Continuous Wall Insulation

3/4" Fire Treated Plywood Composite

FOAM THICKNESS	FOAM R-VALUE <sup>1,2</sup>	COMPOSITE PANEL THICKNESS	COMPOSITE R-VALUE <sup>3</sup>	RSI	PIECES PER PACKAGE	PIECES PER TRUCKLOAD 4' x 8'	SQUARE FT. PER PACKAGE 4' x 8'	SQUARE FT. PER TRUCKLOAD 4' x 8'	WEIGHT (LB/SF)
1.0"	6.0	1.75"	6.9	1.22	26	624	832	19,968	2.8312
1.5"	9.0	2.25"	9.9	1.74	20	480	640	15,360	2.9242
2.0"	12.1	2.75"	13.0	2.29	17	408	544	13,056	3.0172
2.5"	15.3	3.25"	16.2	2.85	14	336	448	10,752	3.1102
3.0"	18.5	3.75"	19.4	3.42	12	288	384	9,216	3.2032
3.5"	21.7	4.25"	22.6	3.98	10	240	320	7,680	3.2962
4.0"	25.0	4.75"	25.9	4.56	9	216	288	6,912	3.3892



## GENERAL INFORMATION

- EnergyShield Ply Pro products are shipped in 48" high packages and are loaded 24 packages per load.
- Standard 48' Truck.
- Minimum order quantities and extended lead times may apply.

<sup>1</sup> Conditioned thermal values were determined by ASTM Test Method C 518 at 75° mean temperature. Test specimens were conditioned in accordance with procedures outlined in ASTM C1289, Section 11.1.2.1.

<sup>2</sup> "R" means resistance to heat flow. The higher the R-value, the greater the insulating power.

<sup>3</sup> Plywood R-Value Per 2009 ASHRAE Handbook of Fundamentals, Chapter 26, Table 4: 5/8" FRTP R-Value 0.78, 3/4" FRTP R-Value 0.94.

FOAM THICKNESS	FOAM R-VALUE <sup>1,2</sup>	FOAM RSI	COMPOSITE R-VALUE <sup>3</sup>	COMPOSITE PANEL THICKNESS	PIECES PER PACKAGE	PIECES PER TRUCKLOAD 4' x 8'	SQUARE FT. PER PACKAGE 4' x 8'	SQUARE FT. PER TRUCKLOAD 4' x 8'	WEIGHT (LB/SF)
0.5"	3.0	0.53	3.8	1.125"	42	1008	1344	32,856	2.4987
1.0"	6.0	1.06	6.8	1.625"	29	696	928	22,272	2.5812
1.5"	9.0	1.59	9.8	2.125"	22	528	704	16,896	2.6742
2.0"	12.1	2.13	12.9	2.625"	17	408	544	13,056	2.7341



**GENERAL INFORMATION**

- EnergyShield Ply products are shipped in 48" high packages and are loaded 24 packages per load.
- Standard 48' Truck.
- Minimum order quantities and extended lead times may apply.

<sup>1</sup>Conditioned thermal values were determined by ASTM C518 Test Method at 75° mean temperature. Test specimens were conditioned in accordance with procedures outlined in ASTM C1289, Section 11.1.2.1.

<sup>2</sup>"R" means resistance to heat flow. The higher the R-value, the greater the insulating power.

<sup>3</sup>Plywood R-values obtained from APA-Engineered Wood Construction Guide

**CONTACT US:**



**ATLAS ROOFING CORPORATION**

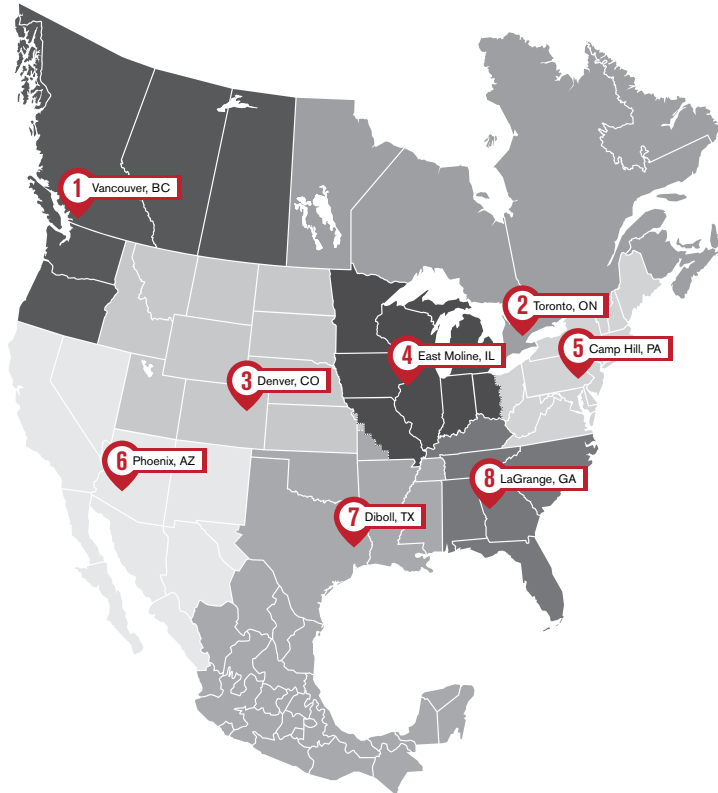
**Corporate Sales and Marketing**

2000 RiverEdge Parkway, Suite 800, Atlanta, GA 30328

(770) 952-1442

[wall.atlasrwi.com](http://wall.atlasrwi.com)

**Sales Offices:**



**1. Vancouver, BC**

(855) 265-1476

Fax: (604) 395-8365

**2. Toronto, ON**

(888) 647-1476

Fax: (877) 909-4001



**3. Denver, CO**

(800) 288-1476

Fax: (303) 252-4417

**4. East Moline, IL**

(800) 677-1476

Fax: (866) 740-6019

**5. Camp Hill, PA**

(800) 688-1476

Fax: (717) 975-6957

**6. Phoenix, AZ**

(800) 477-1476

Fax: (602) 477-8897

**7. Diboll, TX**

(800) 766-1476

Fax: (936) 829-5363

**8. LaGrange, GA**

(800) 955-1476

Fax: (706) 882-4047